

MIRO TH 24VDC FK I Opto-coupler module IN: 50 VDC - OUT: 250 VAC / 0,5A

Triac 0.5 A
24 V DC
Spring clamp terminals

Image



Vicarious picture

Approvals



Input

LED display	LED (yellow)
Voltage range ON	10...44 V DC
Voltage range OFF	0...3 V DC
Control current	6 mA

Output

Leakage current (when output is open)	<= 0.3 mA
Switching time ON/OFF	10/10 ms
Switching element	Triac
Switching current	0.1 mA...0.5 A
Switching voltage	24...250 V AC
Saturation voltage (across output)	<= 1.5 V AC
Switching frequency	max. 20 Hz, dependent on suppression

General data

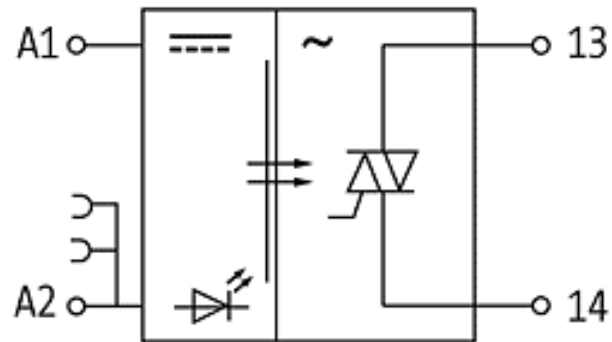
Temperature range	-20...+60 °C
Housing	Plastic black, flame retardant
Test isolation voltage	2.5 kV
Mounting method	DIN-rail mountable (EN 60715)
Dimensions H x W x D	78 x 6.2 x 65 mm

All data on this data sheet was compiled carefully.

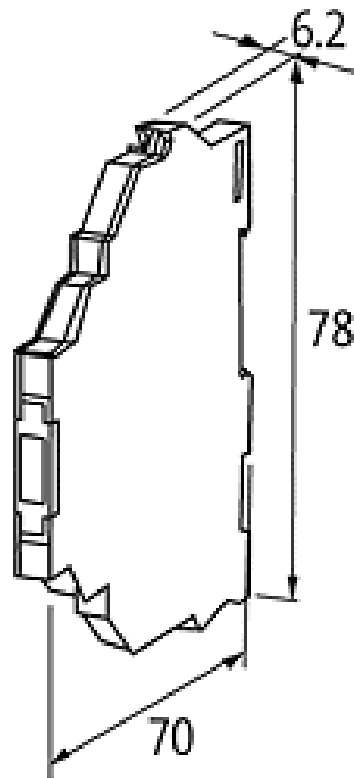
Liability regarding correctness, completeness, and actuality is limited to gross negligence. Created: 06/12

Commercial data	
Net weight	20
Net weight	20
Weight unit	gram
Basic unit	pc.
Customs tariff number	85414090
Unit (piece)	1
Limited value	1
Accessories	Art.-No.
Wiring accessorie plug link	90961
Wiring accessorie red spacing 6,2 mm	90976
Wiring accessorie end cap red	90982
Wiring accessorie blue spacing 6,2 mm	90975
Wiring accessorie end cap blue	90980
Wiring accessorie 16 pole cross-section: 1 mm ²	90977
Control systems Label plate Miro	90901

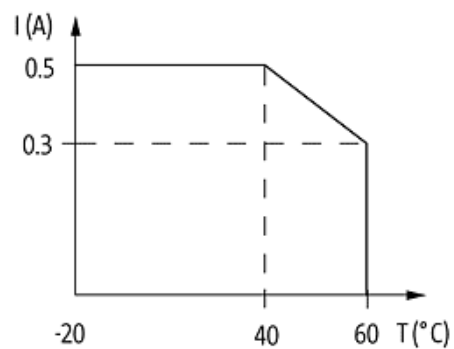
Circuit diagram



Dimension drawing



De-rating curve



Representante oficial de:



[Argentina – Uruguay – Paraguay – Bolivia – Colombia – y Perú.]



Calle 49 N° 5764 - Villa Ballester (B1653AOX) - Prov. de Buenos Aires - ARGENTINA
Tel: (+54 11) 4768-4242 / Fax: (+54 11) 4849-1212
Mail: ventas@nakase.com.ar / Web: www.nakase.com.ar

